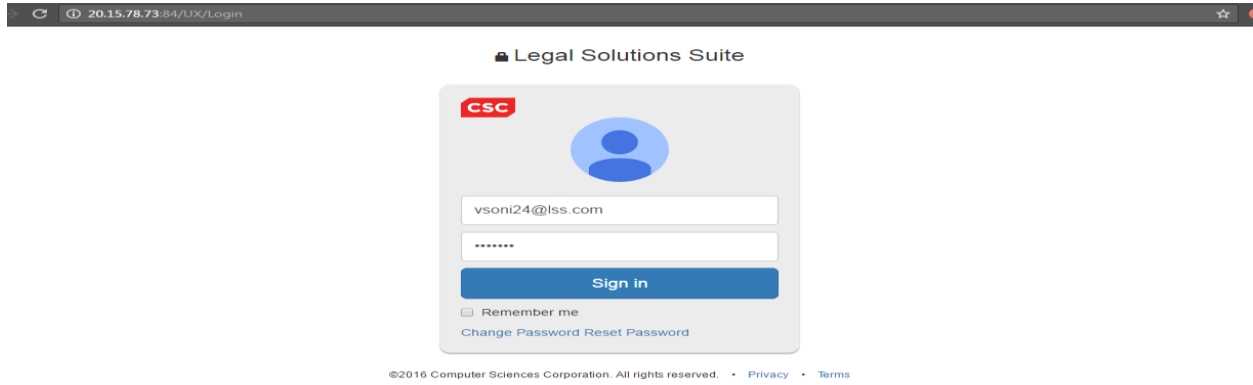
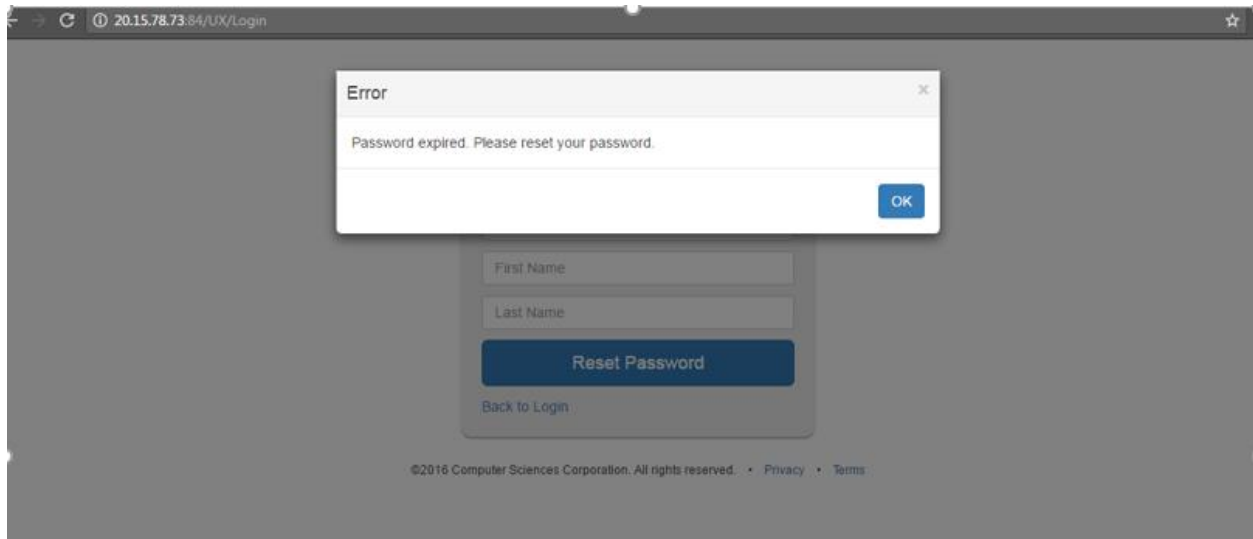


1.Question: How to Login to Application for the first time?

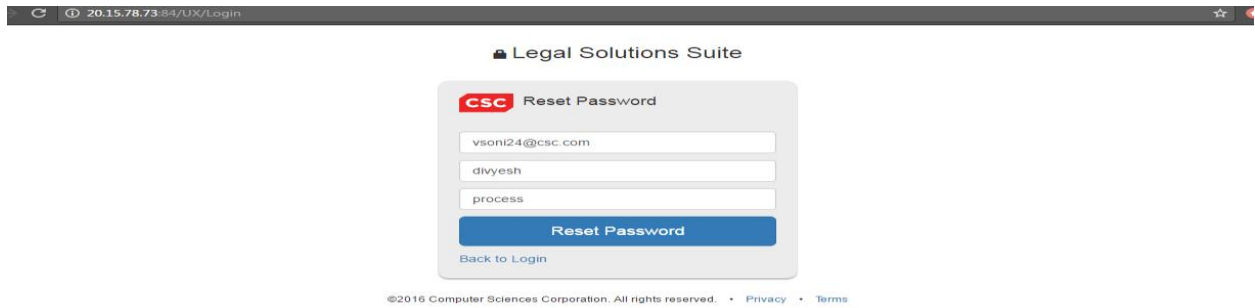
Answer: When any new user is created in LSS UX application, User_Id will be set as password. User needs to enter the credentials as usual on Login page which will validate and redirect to “RESET Password” page, where one-time password will be triggered to User’s Email id updated as in the system.



1. As soon user clicks on sign in – Below message is received.



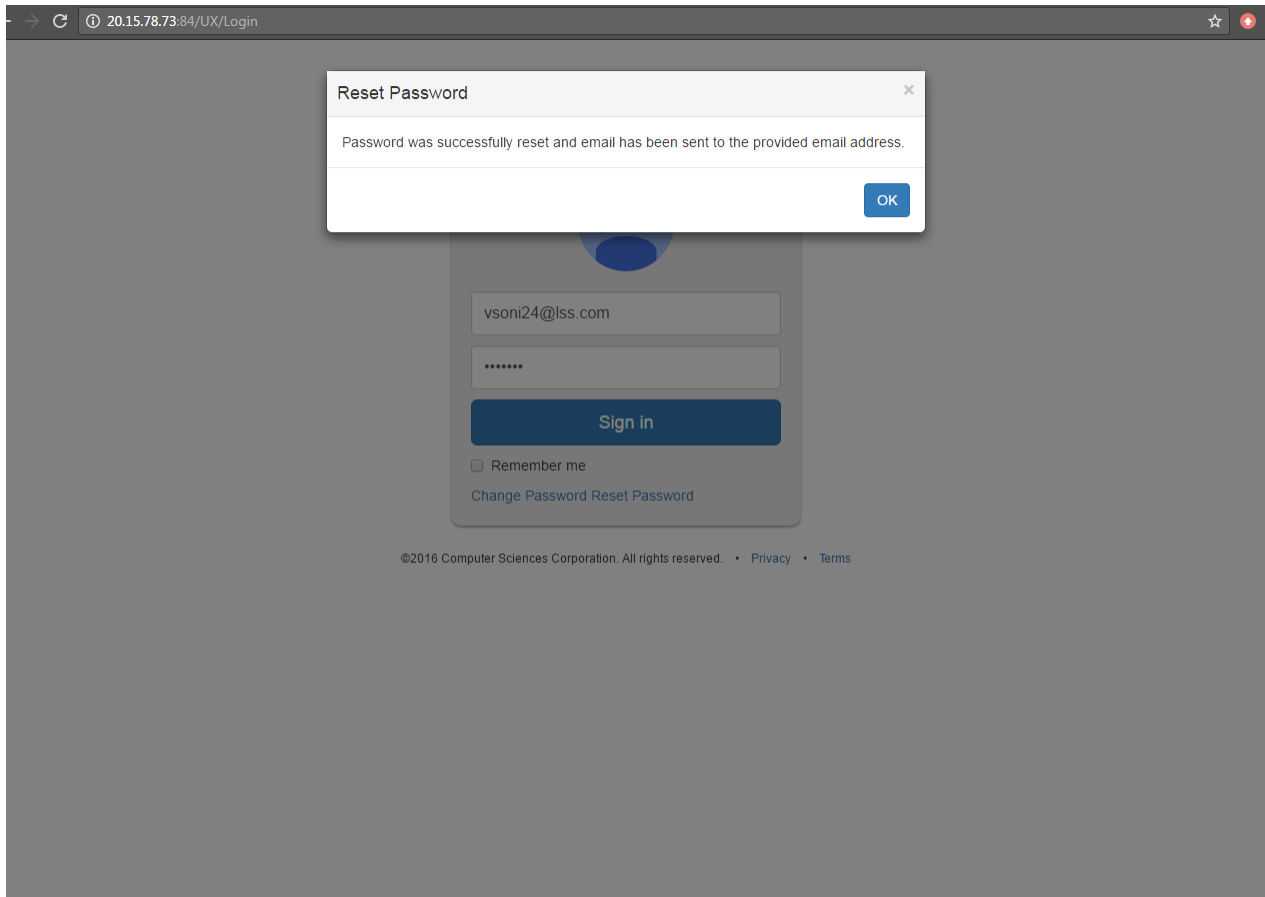
2. User is redirected to Reset Password once clicked OK



3. User has to enter all the mandatory fields, Email ID, First name and Last name, which will redirect to DB/ Environment selection if the user has access to multiple Environments. Otherwise, Step#3 skipped.

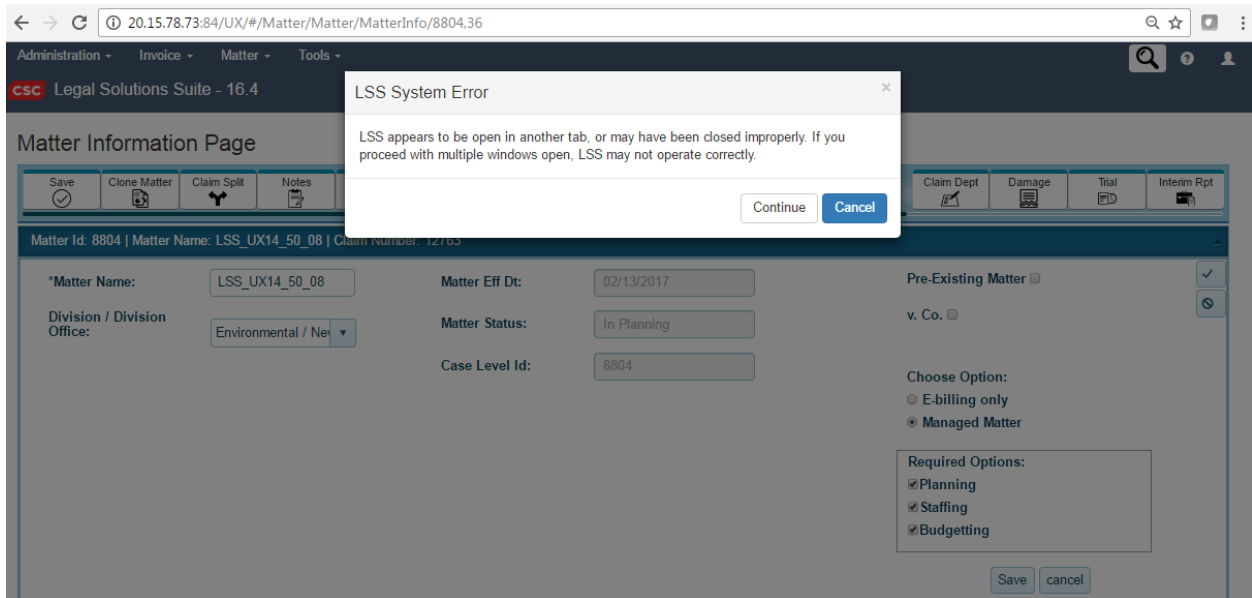


4. After the environment/ DB selection. user receives the following message as in screen shot.



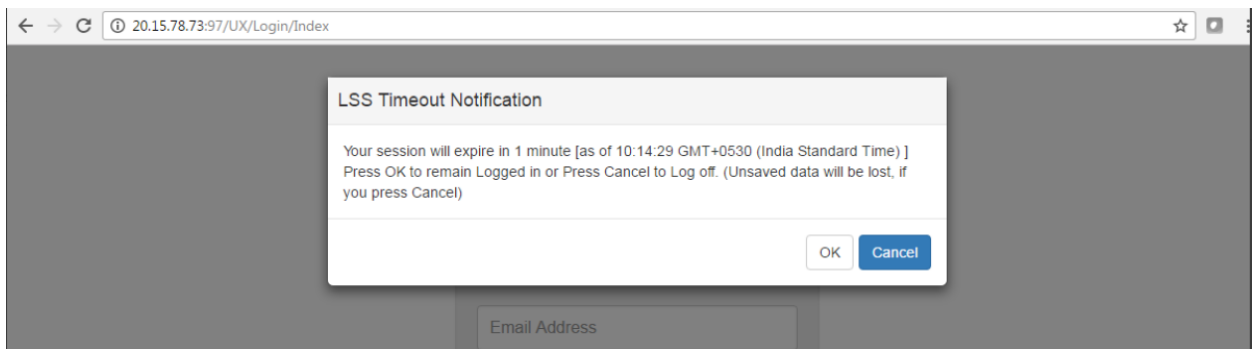
User has to re-login with this one-time password which will redirect to “CHANGE password” option.
User will be logged in successfully after changing the password.

2.Question: Why do I get below Error message?



Answer: If the user has an active session open on same browser already, then this message is displayed. In New UX version multiple session of LSS is not restricted for security reasons. If the user is successful to access the multi sessions on single browser, application may not be responding properly.

3.Question: Why do I get the below session expiry warning?



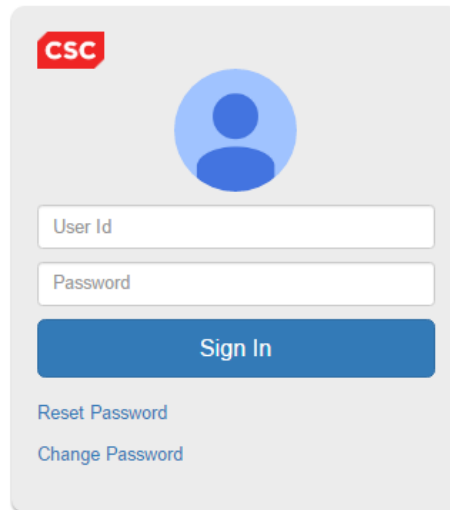
Answer: Session for the LSS application can be configured from Admin features. Addition to that, in LSS UX version Warning_time also can be configured. So that if the Active LSS session left idle for that duration, user will get an alert to either re-activate the session or to Log Out of the application. If the user does not respond within the warning_time duration then the application will be automatically logged out.

4. Question: Is ISM (Invoice Submission Module) application available separately?

Answer: Yes. ISM is integrated to LSS UX version. But this can be Logged in/ accessed separately via "<http://20.15.78.73:84/ISM/Account/LogOn?ReturnUrl=%2fISM>"

| 20.15.78.73:84/ISM/Account/LogOn?ReturnUrl=%2fISM

🔒 LSS - Invoice Submission Module



CSC

User Id

Password

Sign In

[Reset Password](#)

[Change Password](#)

If the user Logs into ISM directly and submits the invoice(s), still the information will be updated to parent application as required.